


COMPOSITE SHEET PILING



Recommended Dewatering Solutions

Extend the Life-Span of a Wall Design



2.5" Diameter


Part #JF2.5ABS

U/V Resistance

Open-End

Used to relieve hydrostatic water pressure in applications without risk of water reentry

Maintainable with the ability to remove and clean the filter media cartridge when needed to ensure the life of the wall from movement and/or failure



4" Diameter

Part#JF4PC

Powder Coated Black

Part#JF4SS

316 Stainless Steel



4" Diameter w/Deflection Cap

Part #JF4PCCVDC

Powder Coated Black

Part#JF4SSCVDC


316 Stainless Steel

Closed-End

Backflow Preventer – One-Way Filter Check Valve

Deflection Cap or Louvered Vent

Let's ground water out and stops tidal wake/storm surge entering.



4" Diameter w/Louvered Vent

Part#JF4PCCVLV

Powder Coated Black

Part#JF4SSCVLV

316 Stainless Steel