


ALUMINUM SHEET PILING




Recommended Dewatering Solutions


Extend the Life-Span of a Wall Design



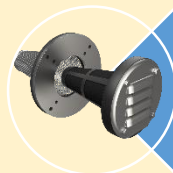
2.5" Diameter
Part #JF2.5ABS U/V Resistance



4" Diameter
Part#JF4PC Powder Coated Black
Part#JF4SS 316 Stainless Steel



4" Diameter w/Deflection Cap
Part #JF4PCCVDC Powder Coated Black
Part#JF4SSCVDC 316 Stainless Steel



4" Diameter w/Louvered Vent
Part#JF4PCCVLV Powder Coated Black
Part#JF4SSCVLV 316 Stainless Steel

Open-End

Used to relieve hydrostatic water pressure in applications without risk of water reentry

Maintainable with the ability to remove and clean the filter media cartridge when needed to ensure the life of the wall from movement and/or failure

Closed-End

Backflow Preventer – One-Way Filter Check Valve

Deflection Cap or Louvered Vent

Let's ground water out and stops tidal wake/storm surge entering.